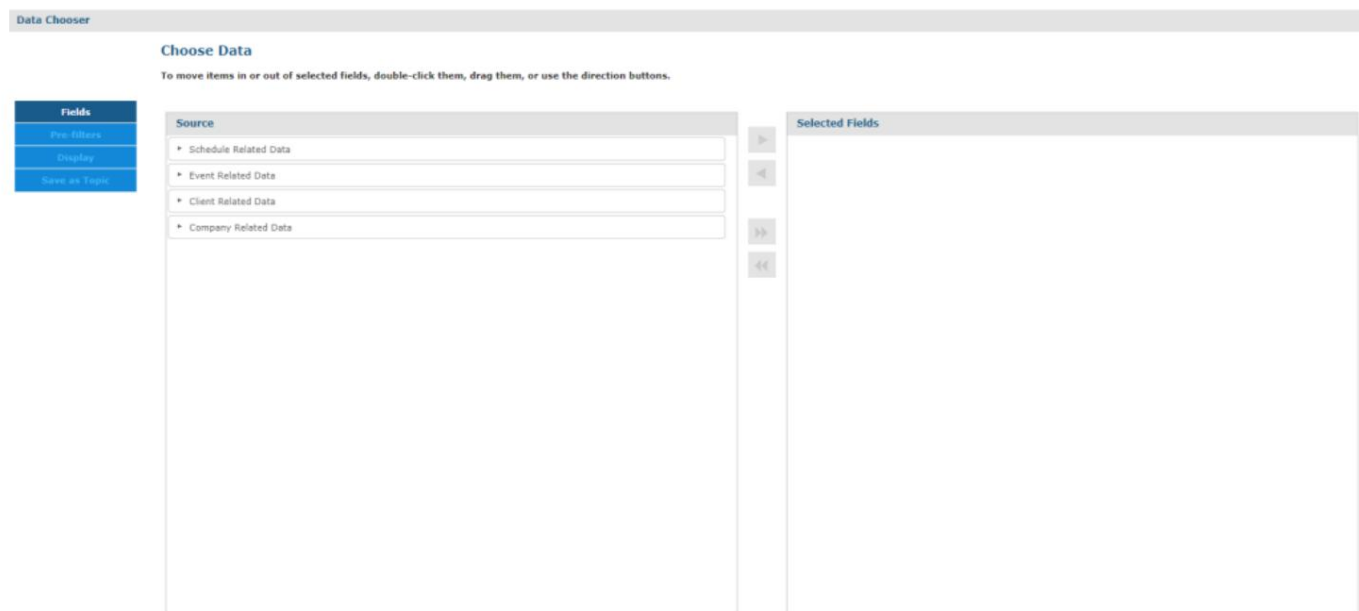


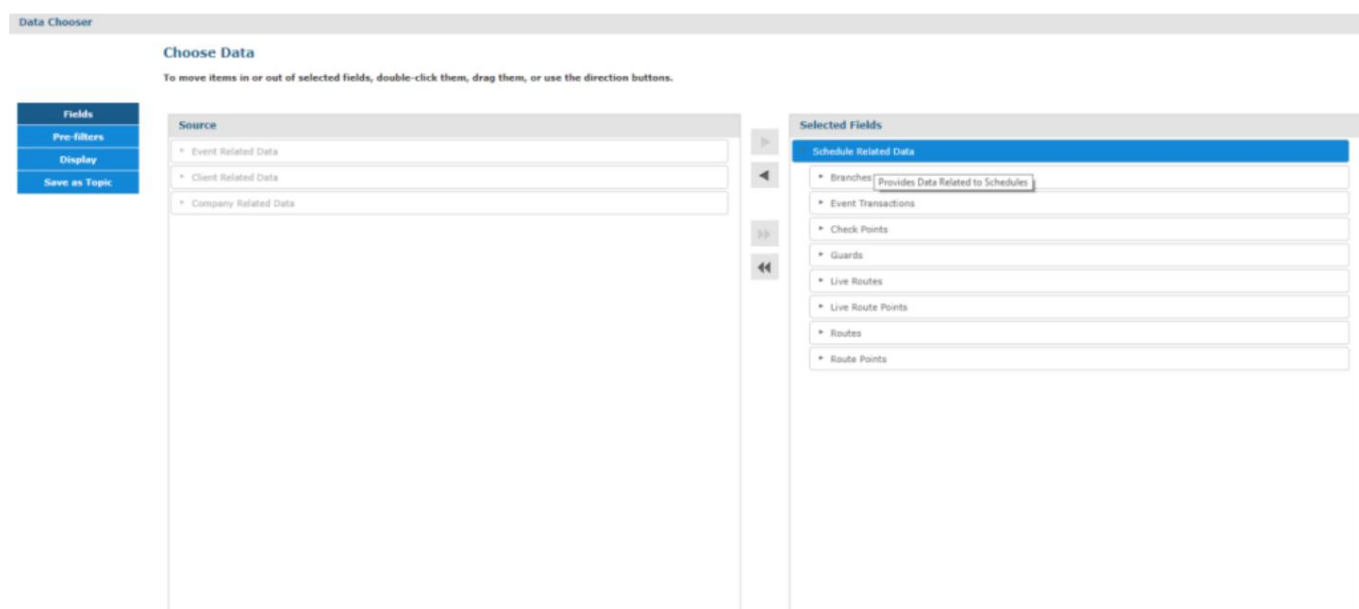
Cree sus propios informes

Al navegar a la sección Bi/Analytics en su aplicación web, tendrá acceso a nuestro nuevo menú sobre informes personalizados. Seleccione la opción Diseñador de informes y accederá a la pantalla donde ahora puede crear sus propios informes.

En la pantalla Seleccionar datos, elija el Dominio (único para su empresa) y accederá a la pantalla Elegir datos:



En esta pantalla se le pedirá que seleccione uno de los grupos de datos predefinidos, cada uno correspondiente a un grupo de campos disponibles:



A su izquierda están todas las mesas que están disponibles para usted. ¡Puedes usarlos en tablas, tabulaciones cruzadas o incluso gráficos! Úselos como filtros para personalizar aún más su informe.

Domain: QRP Domai... **Ad Hoc View - Events Browser (Dashboard)**

Fields: [Search]

Columns: Scan Date | Event | Tour ID | Check Point | Guard | Client | Site

Groups:

Events Browser Report

Scan Date	Event	Tour ID	Check Point	Guard	Client	Site
Jun 6, 2018 2:08:22 PM	TEST	1	68068 - Checkpoint 1 asdasd1	Fylakas - Ioanninon - (0060b01048)	Company's marotest main user	Site 1
Jun 6, 2018 2:08:22 PM	TEST	1	68069 - Checkpoint 2	Fylakas - Ioanninon - (0060b01048)	Company's marotest main user	Site 1
Jun 6, 2018 2:08:22 PM	TEST	1	68070 - Checkpoint 3	Fylakas - Ioanninon - (0060b01048)	Company's marotest main user	Site 1
Jun 6, 2018 2:08:22 PM	TEST	1	68071 - Checkpoint 4	Fylakas - Ioanninon - (0060b01048)	Company's marotest main user	Site 1
Jun 6, 2018 2:08:22 PM	TEST	1	68072 - Checkpoint 5	Fylakas - Ioanninon - (0060b01048)	Company's marotest main user	Site 1
Jun 6, 2018 2:08:22 PM	TEST	1	68073 - Checkpoint 6	Fylakas - Ioanninon - (0060b01048)	Company's marotest main user	Site 1
Jun 6, 2018 2:08:22 PM	TEST	1	68074 - Checkpoint 7	Fylakas - Ioanninon - (0060b01048)	Company's marotest main user	Site 1
Jun 6, 2018 2:08:22 PM	TEST	1	68075 - Checkpoint 8	Fylakas - Ioanninon - (0060b01048)	Company's marotest main user	Site 1
Jun 6, 2018 2:08:22 PM	TEST	1	68076 - Checkpoint 9	Fylakas - Ioanninon - (0060b01048)	Company's marotest main user	Site 1
Jun 6, 2018 2:08:22 PM	TEST	1	68077 - Checkpoint 10	Fylakas - Ioanninon - (0060b01048)	Company's marotest main user	Site 1
Jun 6, 2018 2:08:22 PM	TEST	1	68773 - Test marw	Fylakas - Ioanninon - (0060b01048)	Company's marotest main user	Site 1
Jun 6, 2018 2:08:22 PM	TEST	1		Fylakas - Ioanninon - (0060b01048)	Company's marotest main user	Site 1
Jun 6, 2018 2:08:22 PM	TEST	1	68775 - Deksia porta	Fylakas - Ioanninon - (0060b01048)	Company's marotest main user	Site 1
Jun 6, 2018 2:08:22 PM	TEST	1	68776 - Kentrikih Eisodos	Fylakas - Ioanninon - (0060b01048)	Company's marotest main user	Site 1
Jun 6, 2018 2:08:22 PM	TEST	1	68777 - Kentrikih Eisodos	Fylakas - Ioanninon - (0060b01048)	Company's marotest main user	Site 1
Jun 6, 2018 2:08:22 PM	TEST	1	72476 - Deksia porta	Fylakas - Ioanninon - (0060b01048)	Company's marotest main user	Site 1
Jun 6, 2018 2:08:22 PM	TEST	1	85035 - Mikatest	Fylakas - Ioanninon - (0060b01048)	Company's marotest main user	Site 1
Jun 6, 2018 2:08:22 PM	TEST	1		Fylakas - Ioanninon - (0060b01048)	Company's marotest main user	Site 1
Jun 6, 2018 2:08:22 PM	TEST	1		Fylakas - Ioanninon - (0060b01048)	Company's marotest main user	Site 1
Jun 6, 2018 2:08:22 PM	TEST	1	90364 - Fhjsba121231	Fylakas - Ioanninon - (0060b01048)	Company's marotest main user	Site 1
Jun 6, 2018 2:08:22 PM	TEST	1		Fylakas - Ioanninon - (0060b01048)	Company's marotest main user	Site 1
Jun 6, 2018 2:08:22 PM	TEST	1	90552 -	Fylakas - Ioanninon - (0060b01048)	Company's marotest main user	Site 1
Jun 6, 2018 2:08:22 PM	TEST	1	90764 -	Fylakas - Ioanninon - (0060b01048)	Company's marotest main user	Site 1
Jun 6, 2018 2:08:22 PM	TEST	1		Fylakas - Ioanninon - (0060b01048)	Company's marotest main user	Site 1
Jun 6, 2018 2:08:22 PM	TEST	1	91867 - Zaxoffice	Fylakas - Ioanninon - (0060b01048)	Company's marotest main user	Site 1

Filters:

- A.Scan Date** is between: 2018-06-01 16:48:29 and 2018-08-31 08:51:39
- B.Guard Name** is one of: Alex, Client 1, Fylakas - Ioanninon, Worker3
- C.Tour ID** is one of: 0, 1, 2, 3, 4, 9999

Canvas: Custom Filter Expression [Apply]

Primero seleccione el tipo de informe que desea crear seleccionando una de las 3 opciones disponibles (Tabla, Tabla cruzada y Gráfico).

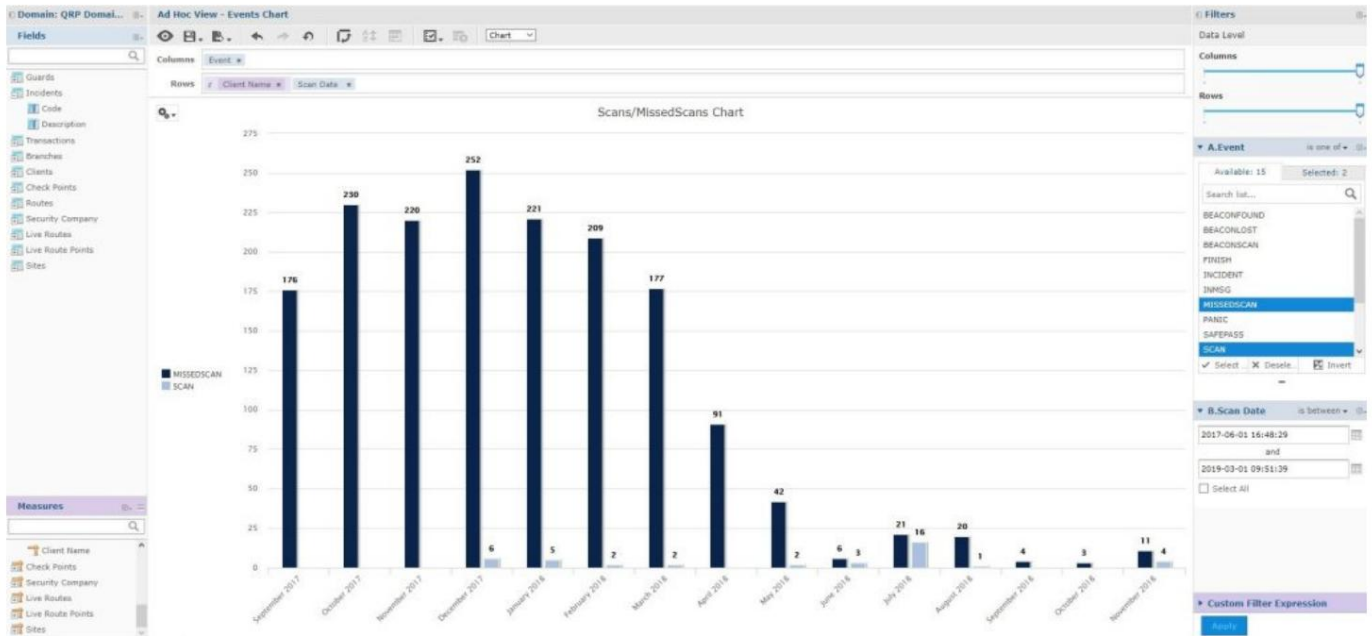
Ad Hoc View - Initialize Report Designer

View Type Menu: Table (selected), Chart, Crosstab

Columns:

Groups:

Seleccione la opción Gráfico para crear datos más atractivos a la vista, como gráficos circulares, etc.



Navigate to the left side of the screen and select the fields you want to use in your report. With a simple drag and drop you will be able to visualize your data.

You can also select to use tables as fields or measures and visualize them in columns or rows to experiment with a completely customized report.